

Studio II™ 1670 Rectangular Spa Bath

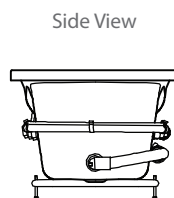
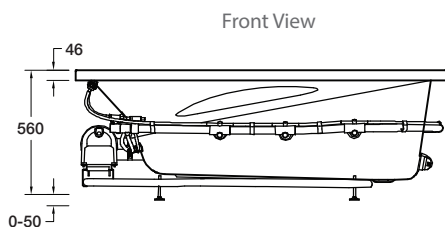
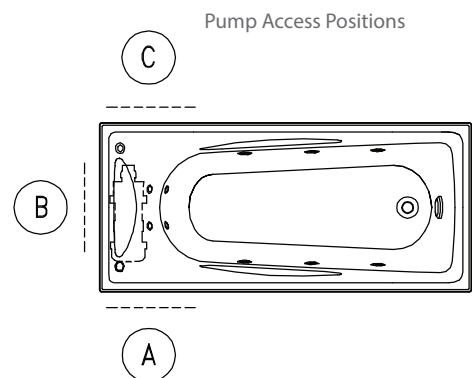
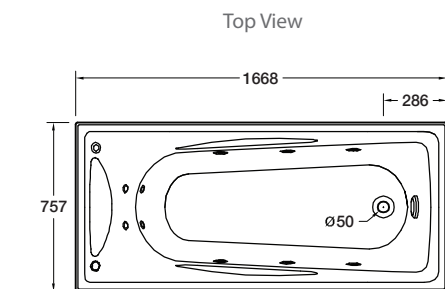
The Studio Rectangular Spa is extra deep with contoured lumbar support, arm rests and 10 adjustable body massage jets.



Colour/Finish Material	White Duracryl® Acrylic
Fittings	Chrome jets Chrome suction cover
Controls	Electronic switch. Manual airflow control
Pump	Hot
Number of Jets	10 adjustable jets: 4 back jets and 6 body jets
Upstand	12.5mm upstand for watertightness
Included Components	Steel support frame with adjustable feet Bodyguard® safety valve Studio Pillow (Charcoal)

Size	External Dimensions (mm)			Internal Dimensions (mm)			Volume (L)
	Length	Width	Depth	Max Bathing Depth	Seating Base Width	Base Length	Full Capacity
1670 x 760mm	1668	757	560 min	505	440	1230	400

Product	Chrome jets
1670 x 760mm Pump Access ABC	1063A-ABCP5-0



All measurements shown are in millimetres.
Sizes are approximate.
1183748-A04-B Aug 2021



New Zealand
133 Diana Drive, Glenfield, Auckland, New Zealand
PO Box 100-146 NSMC, Auckland, 0745
Ph: 0800 100 382 Fax: 0800 66 44 88
www.Englefield.co.nz