

## SHOWER ENCLOSURES

### ENGLEFIELD EVORA™ FRAMELESS CORNER-SLIDING SHOWER - 1200 x 900mm

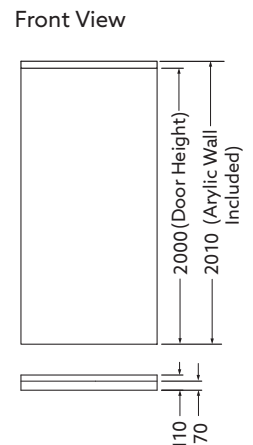
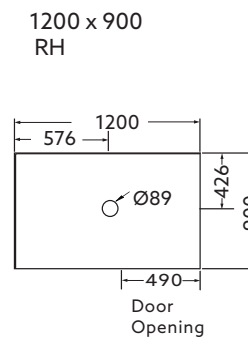
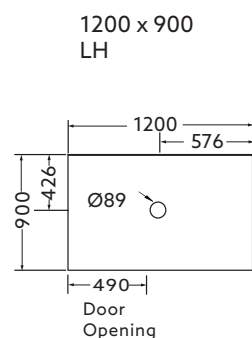


- Shower/Options:**
- Size:** -1200x900mm
  - Door:** -Sliding door with QuietClose™ system, adjustable rollers (+/-3mm), reversible.
  - Wall:** -Corner Contour Plus, Flat, Side Recessed (all L/R reversible) or Tile option.
  - Tray:** -Low profile Quick-fit® tray with 70mm sill height.  
-40mm tray upstand for superior watertightness.  
-Center waste with Watermark Certified Easy Clean DN40 Trap (NZ) or Hi-Flow DN50 Waste (AUS).
  - Height:** -2080mm, Tray & acrylic wall included; 2010mm, Door & acrylic wall included; 2000mm Door height.
- Material/Finishes:**
- Frame:** -Powder coated aluminium (Black)  
-Anodised Aluminium (Metallic).
  - Wall:** -Duracryl® acrylic.
  - Tray:** -Fibreglass reinforced acrylic.
  - Glass:** -Door, infill, return panel - 8mm toughened safety glass (AS/NZS 2208 compliant) with Englefield CleanLess® glass treatment.

- Included Components:**
- Evora sliding door.
  - Evora door infill panel.
  - Evora return panel.
  - Quick-Fit low profile tray.
  - Flat or moulded wall.
- (Note: Tile option does not include acrylic wall or tiles).
- Optional Accessories:**
- Easy Clean DN40 Trap (NZ) or Hi-Flow DN50 Waste (AUS Watermark Certified).
  - Adhesive and Sealant pack (NZ only).

- Premium shelving packs:
- 24692A-BL (Black)
  - 24692A-0 (White)

Nominal Size	1200 x 900 L/H	1200 x 900 R/H
Door Adjustment Range	1169-1179mm	1169-1179mm
Return Adjustment Range	869-879mm	869-879mm



#### Product Codes:

1200 x 900mm	Black Frame (Centre Waste)		Metallic Frame (Centre Waste)	
	L/H	R/H	L/H	R/H
Corner Contour Plus Wall	705223A-CCW-BL	705224A-CCW-BL	705223A-CCW-SHP	705224A-CCW-SHP
Flat Wall	705223A-CFW-BL	705224A-CFW-BL	705223A-CFW-SHP	705224A-CFW-SHP
Side Recessed Wall	705223A-CRW-BL	705224A-CRW-BL	705223A-CRW-SHP	705224A-CRW-SHP
Tile Wall	705223A-CTL-BL	705224A-CTL-BL	705223A-CTL-SHP	705224A-CTL-SHP



**NEW ZEALAND**  
Kohler New Zealand Limited

0800 100 382  
info@englefield.co.nz  
englefield.co.nz

**AUSTRALIA**

englefield.com

All measurements shown  
are in millimetres.  
Sizes are approximate

April 2023  
1533350-A04-C