





SPARE PARTS



TOILETS

Products	Englefield Codes
Seville Back-To-Wall Toilet with Wrap Seat	35466A-W3
Evora II Back-To-Wall Toilet with Wrap Seat	35457A-0
Evora II Raised Height Back-To-Wall Toilet with Slim Seat	27987A-0

Spare Parts - Tank & Pan

Product Photo	Product Description	Product SKU#
	Inlet Valve - Bottom Entry - R&T A1260	1102431-D
	Inlet Valve - Top Rear Entry - R&T A1420	1530157
	Flexible SS Hose, F1/2" x F1/2" 260mm long	1530158
	Flush Valve - Bottom Inlet - R&T A2423 (Applied for Evora II & Seville Toilets only)	1530159

	<p>Flush Valve - Bottom Inlet - R&T A2415 (Applied for Evora II Raised Height Toilet only)</p>	<p>1530160</p>
	<p>Square Dual Push Button Assy (Applied for Evora II & Seville Toilets only)</p>	<p>1530161</p>
	<p>Round Dual Push Button Assy (Applied for Evora II Raised Height Toilet only)</p>	<p>1530162</p>
	<p>Gasket - Tank Outlet - Donut type</p>	<p>1065753</p>
	<p>Hole Plug Assy</p>	<p>1053192</p>
	<p>Fixing Kit - Tank to Pan</p>	<p>1530163</p>

	<p>Toilet Seat Fixing Kit (Applied for Evora II & Seville Toilets only)</p>	<p>1530164</p>
	<p>Toilet Seat Fixing Kit (Applied for Evora II Raised Height Toilet only)</p>	<p>1530165</p>
	<p>Vario Pan Connector</p>	<p>23965A-NA</p>
	<p>Evora II Wrap-Over Seat (Applied for Evora II & Seville Toilets only)</p>	<p>1530166</p>
	<p>Evora II Low Profile Seat (Applied for Evora II Raised Height Toilets only)</p>	<p>1530167</p>
	<p>Evora II Cistern Lid</p>	<p>1553327</p>
	<p>Evora II Raised Height Cistern Lid</p>	<p>1553328</p>